



**DRIVING**  
**PERFORMANCE**  
ENRICHING LIVES



**Hemas Holdings PLC**  
Annual Report 2012/13



## **Contents**

Financial Highlights **004**

Chairman's Report **006**

Chief Executive Officer's Review **008**

Financial Review **012**

## **Sector Reviews**

FMCG **016**

Healthcare **018**

Leisure **020**

Transportation **022**

Power **024**

Sustainability Report **026**

Corporate Governance **034**

Risk Management **041**

Remuneration Committee Report **044**

Audit Committee Report **045**

Nominations Committee Report **046**

Directors' Interest in Contracts With the Company **047**

Board Profiles **050**

Board of Management **052**

Group Operating Committee **054**

Annual Report of the Directors **056**

## **Financial Statements**

Statement of Directors' Responsibilities **062**

Independent Auditor's Report **063**

Income Statement **064**

Statement of Comprehensive Income **065**

Statement of Financial Position **066**

Statement of Changes in Equity (Group) **067**

Statement of Changes in Equity (Company) **068**

Statement of Cash Flows **069**

Notes to the Financial Statements **070**

Share Information **134**

Five Year Summary **136**

Glossary **137**

Notice of Meeting **138**

Form of Proxy **139**



**DRIVING**  
**PERFORMANCE**  
ENRICHING LIVES

As one of the country's most respected conglomerates with a history spanning 65 years, we have built a solid foundation in value driven diversified businesses which are committed towards enriching lives of our stakeholders by driving performance through excellence in everything we do. We will continue to grow and shine in an ever changing environment to reach greater heights.

**HEXMAS**



## **OUR PURPOSE**

To passionately deliver outstanding products and services thus enriching the lives of our customers and creating superior value to our shareholders.

We will do this by:

- Being a national leader in personal care and healthcare solutions
- Investing in growth industries with potential for superior value creation
- Establishing a regional footprint through a team of passionate, capable and empowered people.

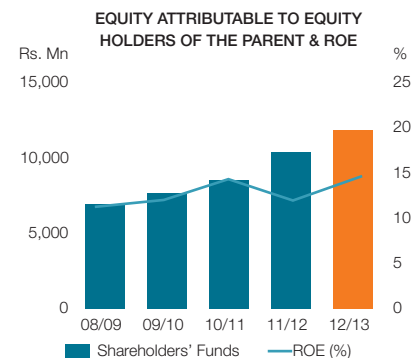
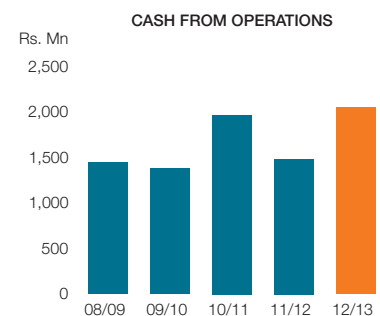
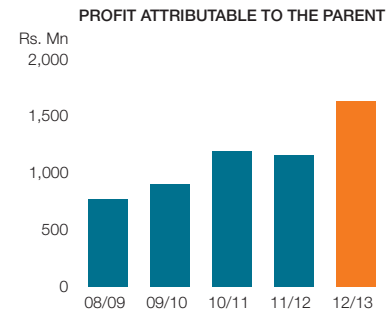
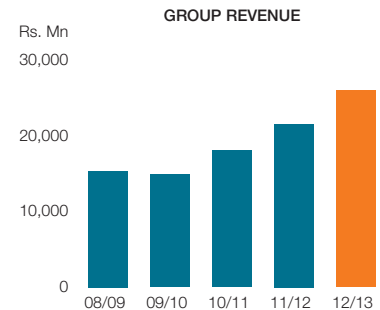
## **OUR VALUES**

- Passion for Customer
- Obsession for Performance
- Driven by Innovation
- Concern for People

## FINANCIAL HIGHLIGHTS

## Year Ended 31 March

		2013	2012	Change %
<b>Operating Results</b>				
Group Revenue	Rs '000s	<b>26,098,362</b>	21,532,503	21.2
Operating Profit	Rs '000s	<b>2,433,608</b>	1,783,950	36.4
Profit Before Taxation	Rs '000s	<b>2,406,155</b>	1,521,080	58.2
Profit After Taxation	Rs '000s	<b>1,933,733</b>	1,261,308	53.3
Profit Attributable to the Parent	Rs '000s	<b>1,657,655</b>	1,164,525	42.3
Gross Dividend Paid	Rs '000s	<b>314,900</b>	285,370	10.3
Cash from Operations	Rs '000s	<b>2,143,437</b>	1,507,983	42.1
<b>Financial Position</b>				
Total Assets	Rs '000s	<b>26,007,658</b>	22,655,686	14.8
Equity Attributable to Equity				
Holders of the Parent	Rs '000s	<b>12,153,342</b>	10,650,279	14.1
No. of Shares	'000s	<b>515,291</b>	515,291	-
Gearing	%	<b>25.5</b>	25.0	2.0
<b>Shareholder Information</b>				
Return on Equity	%	<b>14.5</b>	12.0	21.0
Earnings Per Share	Rs.	<b>3.22</b>	2.27	41.9
Dividend Per Share	Rs.	<b>0.55</b>	0.50	10.0
Dividend Payout	%	<b>17.1</b>	22.1	(22.5)
Net Assets Per Share	Rs.	<b>23.6</b>	20.7	14.1
Market Capitalisation	Rs '000s	<b>13,912,847</b>	13,552,143	2.7
Price Earnings Ratio	Times	<b>8.4</b>	11.6	(27.7)
Market Price as at 31 March	Rs.	<b>27.00</b>	26.30	2.7



**Rs. 26.1 Bn**  
**GROUP REVENUE**

**Rs. 1.9 Bn**  
**PROFIT AFTER TAX**

**Rs. 1.7 Bn**  
**EARNINGS**

**Rs. 2.1 Bn**  
**CASH FROM OPERATIONS**

## FMCG

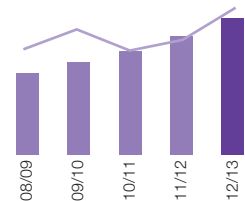


Personal Care  
Personal Wash  
Home Care

**Rs. 7,691Mn**  
Revenue

**Rs. 745Mn**  
Profit After Tax

REVENUE VS PROFIT



## HEALTHCARE

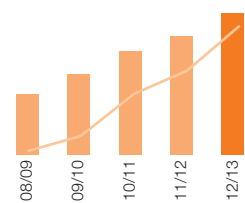


Pharmaceuticals  
Diagnostics & Surgical  
Hospitals

**Rs. 8,976Mn**  
Revenue

**Rs. 493Mn**  
Profit After Tax

REVENUE VS PROFIT



## LEISURE

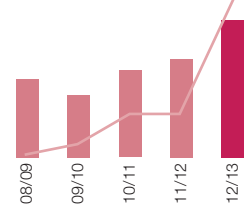


Hotels  
Destination Management

**Rs. 1,643Mn**  
Revenue

**Rs. 464Mn**  
Profit After Tax

REVENUE VS PROFIT



## TRANSPORTATION

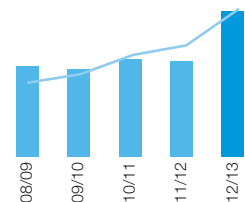


Aviation  
Maritime  
Freight & Logistics  
Courier Services

**Rs. 1,101Mn**  
Revenue

**Rs. 328Mn**  
Profit After Tax

REVENUE VS PROFIT



## POWER



Thermal  
Mini Hydro

**Rs. 5,509Mn**  
Revenue

**Rs. 286Mn**  
Profit After Tax

REVENUE VS PROFIT

