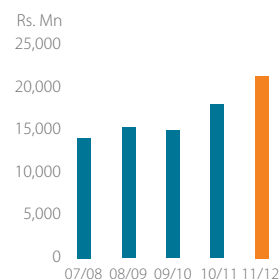


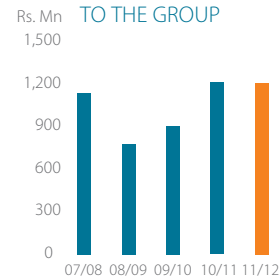
## FINANCIAL HIGHLIGHTS

Year Ended 31 March			Change		2010
	2012	2011	%	2011	
<b>Operating Results</b>					
Group Revenue	Rs '000s	21,409,596	18,067,489	18.5	14,997,405
Operating Profit	Rs '000s	1,958,205	1,817,642	7.7	1,498,046
Profit Before Taxation	Rs '000s	1,574,913	1,569,345	0.4	1,094,719
Profit After Taxation	Rs '000s	1,314,606	1,355,191	(3.0)	934,644
Profit Attributable to the Group	Rs '000s	1,209,058	1,210,159	(0.1)	901,730
Gross Dividend Paid	Rs '000s	285,370	382,390	(25.4)	183,525
Cash from Operations	Rs '000s	948,833	1,994,663	(52.4)	1,407,985
<b>Balance Sheet Highlights</b>					
Total Assets	Rs '000s	22,808,972	19,215,874	18.7	16,066,931
Total Shareholders' Funds	Rs '000s	10,791,559	8,874,006	21.6	7,692,116
No. of Shares	'000s	515,291	512,041	0.6	101,958
Gearing	%	24.5	27.8	(11.9)	25.8
<b>Shareholder Information</b>					
Return on Equity	%	12.3	14.6	(15.8)	12.3
Earnings per Share*	Rs.	2.33	2.36	(1.4)	1.76
Dividend per Share*	Rs.	0.50	0.70	(28.5)	0.36
Dividend Payout	%	21.4	29.6	(27.8)	20.4
Net Assets per Share*	Rs.	20.94	17.33	20.8	15.09
Market Capitalisation	Rs '000s	13,552,143	23,553,869	(42.5)	12,234,975
Price Earnings Ratio	Times	11.3	19.5	(42.0)	13.6
Market Price as at 31st March*	Rs.	26.30	46.00	(42.8)	24.00

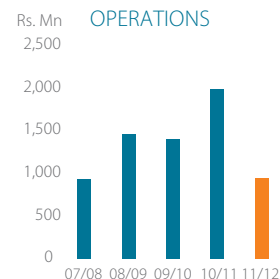
GROUP REVENUE



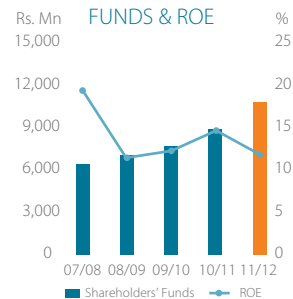
PROFIT ATTRIBUTABLE TO THE GROUP



CASH FROM OPERATIONS



SHAREHOLDERS' FUNDS & ROE



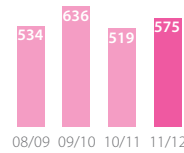
\* Comparative figures adjusted for sub division of ordinary shares in the proportion of 5:1

## FMCG

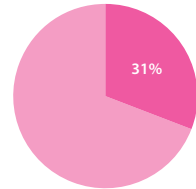


Personal Care  
Home Care  
Food  
Paper Products

PROFIT AFTER TAX  
Rs. Mn



TURNOVER

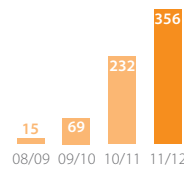


## HEALTHCARE

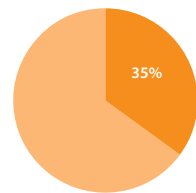


Pharmaceuticals  
Diagnostics & Surgical  
Hospitals

PROFIT AFTER TAX  
Rs. Mn



TURNOVER

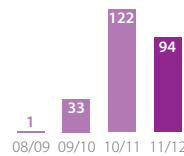


## LEISURE

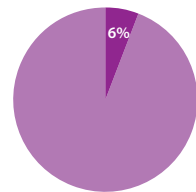


Hotels  
Destination Management

PROFIT AFTER TAX  
Rs. Mn



TURNOVER

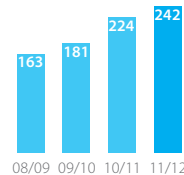


## TRANSPORTATION

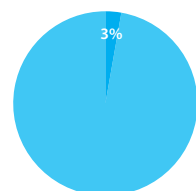


Aviation  
Maritime  
Freight & Logistics  
Courier Services


PROFIT AFTER TAX  
Rs. Mn



TURNOVER

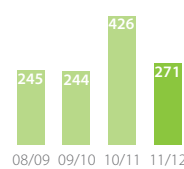


## POWER



Thermal  
Mini Hydro

PROFIT AFTER TAX  
Rs. Mn



TURNOVER

